



VENTE OCCASION

jeanneau Prestige 46 fly

275 000 € ttc

DESCRIPTION

Beau bateau en excellent état d'entretien.

Version 3 cabines + 2 salles de bain + cabine marin à l'arrière avec salle de bain privative.

Nombreux travaux d'entretien ordinaires et extraordinaires effectués entre 2018 et 2024.

Liste des œuvres disponibles sur demande.

Commission de vente exclue.

Équipement électronique de navigation:

Indicateur d'angle de barre, Commande électrique, Ordinateur fixe de bord, DSC VHF, Sondeur pêche (Raymarine), GPS (Raymarine E120), Pilote automatique (ST6001), Plotter GPS.

Équipement de pont:

Alarme moteur, Ancre (Bruce 12,5 kg + 50 mt. catena), Eau sous pression, 10 Batteries (motori + servizi + elica di prua + generatore), Chargeur de batterie (Quick), Douche de cockpit (con miscelatore c/f), Double barre à roue (sul fly con strumentazione completa), Phare de poursuite (di profondità), Flaps hydrauliques (Bennett), Indicateurs de flaps, Lavage de chaîne, Éclairage de courtoisie (Led), Passerelle (Besenconi), Plateforme arrière (maggiorata), Pompe de cale automatique, Pompe de cale manuelle, Porte latérale, Cockpit en teck, Prise de quai, Connexion eau sous pression à quai, Répétiteur électronique (sul

SPÉCIFICATIONS

MILLÉSIME

2005

LARGEUR

4.36

CAPACITÉ DE CARBURANT

1530

CABINES

3

MARQUE MOTEUR

Cummins QSC 8.3 -
500 HO

PUISSANCE

2 X 500 CV

LONGUEUR

14.55

TIRANT D'EAU

1.20

PASSAGERS

14

SALLES DES BAINS

1

HEURES MOTEUR

1150

Général

TYPE	CONSTRUCTEUR	MODELE	PASSAGERS
moteur	jeanneau	Prestige 46 fly	14
LIEU / VISIBLE À			
Toscana			

Dimensions / Performance

POIDS (T)	CAPACITÉ RÉSERVOIR (L)	VITESSE DE CROISIÈRE (ND)	VITESSE MAX (ND)
18.25	1530	23	27

Construction / Aménagements

MATÉRIAU COQUE	COULEUR COQUE	NB DE CABINES	COUCHETTES
Vetroresina	Bianco	3	6
SALLES DE BAIN			
1			

Mécanique

MOTEUR	NOMBRE DE MOTEURS PUISSANCE (CV)	HEURES MOTEUR	CARBURANT
Cummins QSC 8.3 - 500 HO	2 x 500	1150	Diesel
PROPULSEUR D'ÉTRAVE			

Electricité / Air conditionné

BATTERIE MOTEUR

CHARGEUR DE
BATTERIE

GÉNÉRATEUR

AIR CONDITIONNÉ

CHAUFFAGE

Equipements navigation

GPS

PILOTE AUTOMATIQUE

VHF

COMPAS DE NAVIGATION

SONDEUR

ANCRE

FLYBRIDGE

Cuisine / Blanchisserie / Divertissement

MICRO-ONDES

CONGÉLATEUR

RÉFRIGÉRATEUR

TV

Équipements de pont

DOUCHE DE PONT

Équipements de sécurité / divers

RADEAU DE SURVIE

POMPE DE CALE






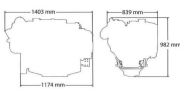







Cummins MerCruiser Diesel 
RELIABILITY THROUGH INNOVATION

QSC6.3 Quantum Engine Series



1400 mm
830 mm



1174 mm

ENGINE DIMENSIONS

Length*	Width	Height	Weight (Dry)
mm	in	mm	kg
1174	46.2	830	353
		962	367
		1090	385

*Dimensions include connections. Weights vary by configuration. Length is fuel-inlet-to-fuel-inlet.

FUEL CONSUMPTION (2.7 PROP CURVE)

Rating	QSC3.3 100 HP	QSC3.3 130 HP	QSC3.3 150 HP	QSC3.3 180 HP
rpm	3000	2600	2300	2000
hp	492	367	281	202
l/h	105.1	83.6	70.4	62.2
mpg	533	492	483	335
gal/hr	33	30.8	29.7	17.8

Rating	QSC3.3 200 HP	QSC3.3 230 HP	QSC3.3 270 HP	QSC3.3 300 HP
rpm	2000	2400	2200	2000
hp	308	296	234	191
l/h	96.1	81.6	60.1	47.8
mpg	493	387	314	243
gal/hr	25.9	20.7	15.9	12.8

*Reference data for 600, 550, and 500 hp ratings.

Rating Definition:
Ratings are based on ISO 8665 conditions of 2300h (23.0°C in 19) and 231°C (171°F) and 50% relative humidity. Propeller pitch is not included in the test procedure. The test power available after initial warm-up was a 15% of rated power. Please refer to manufacturer's literature for more information.

High Output (HO) Quantum Engines Only:
Intended for use in variable load applications where full power is limited to one hour and of every eight hours of operation. This rating is for performance reference purposes. Applications that operate less than one hour per day.

Intermittent Duty (INT):
Intended for use in variable load applications where full power is limited to ten hours out of every eight hours of operation. This rating is for performance reference purposes. Applications that operate less than 1,000 hours per year.

Maximum Demand (MD):
Intended for use in variable load applications where full power is limited to one hour out of every eight hours of operation. This rating is for reference, class and load capacity reference purposes. Applications that operate less than 500 hours per year.

www.cummins.com
4001 Lakes Ave. #201
Channahon, IL 61018
815/399-3000
800/441-2277 Fax 815/399-3000
©2007 Cummins MerCruiser Diesel

Cummins MerCruiser Diesel
RELIABILITY THROUGH INNOVATION



QSC8.3 Quantum Engine Series

POWER RATINGS

Rating	HO/GS	HO	HO/GS	HO/INT	HO	INT/HO
Metric hp	600*	550*	540	500*	500	490
bhp	593	542	533	493	493	484
kW	442	404	398	368	368	361
Rated rpm	3000	3000	2600	2600	2600	2500
Max Torque ft-lbs	1327	1327	1273	1300	1280	1265
Max Torque N-m	1799	1799	1726	1763	1735	1715
rpm	1800	1800	1600	1800	1800	1700

* Preliminary data for 600, 550, and 500 hp ratings.

ENGINE SPECIFICATIONS

Configuration	In-line 6-cylinder, 4-stroke diesel
Bore & Stroke	114 mm x 135 mm (4.49 in x 5.31 in)
Displacement	8.3 L (505 in ³)
Aspiration	Turbocharged/Aftercooled
Rotation	Counterclockwise facing flywheel

FEATURES AND BENEFITS

Engine Design

With its roots going back to the proven 6CTA8.3, the **QSC8.3** is providing a Quantum Leap in the marine industry by incorporating the latest diesel engine technology. A high pressure common rail fuel system virtually eliminates start up white smoke and black smoke, improves fuel economy and significantly reduces noise. The engine includes a new cylinder head with four valves per cylinder, which allows the engine to breathe easier for increased acceleration and torque. All QSC8.3 ratings use a wastegated turbocharger.

Fuel System:

Left and right engine mounted fuel filter

Lubrication System:

Left and right engine mounted lube filter
Cast aluminum oil pan

Electrical System: 12-volt and 24-volt systems available

Emissions: EPA Tier 2, IMO and RCD compliant

Cooling System: Sea water heat exchanger cooling system with electronic low coolant water level alarm

AVAILABLE ACCESSORIES

Air Intake System: Light duty or serviceable type air cleaner

Engine Controls: C-Cruise Package (engine synchronization, slow idle, cruise 1 and 2, RPM +/-), back-up throttles, electronic throttle and shift

Instrumentation: SmartCraft® digital displays and/or analog gauges provide data on engine speed, oil pressure and engine load.

Vessel System Integration: SmartCraft monitors fluid level, vessel range, depth, vessel speed, rudder position, temperatures and more.

